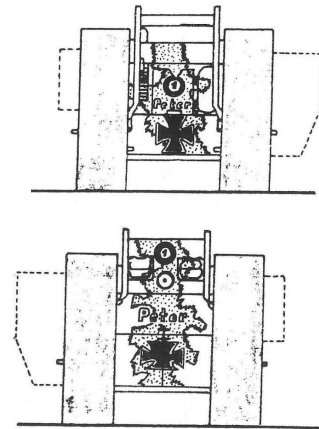

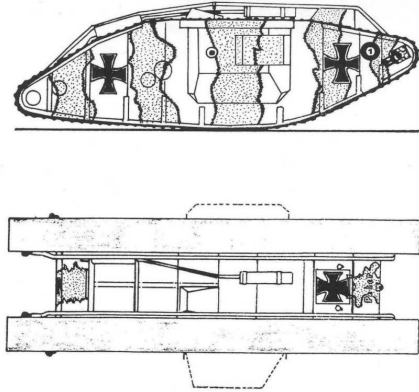


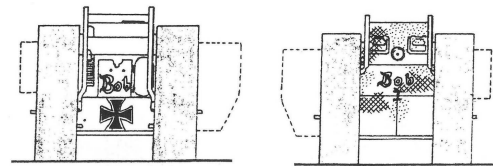
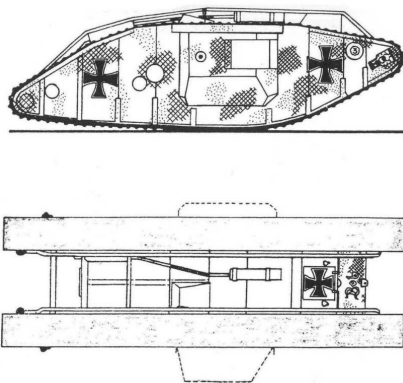
Black Lion Decals




72011 – World War 1, Mark IV Beute





Place the large crosses on the sides and the smaller crosses on the front, rear and top. The numbers should be placed on the sides at the nose, on the rear and on the driver's cab. The names should be placed on the front and rear. The overall color is khaki brown with black outlined large field grey stripes.



Place the large crosses on the sides and the smaller crosses on the rear and on the top of the driver's cab. The numbers should be placed on the sides at the nose. The names should be placed on the front and rear. The overall color is field grey with sand and red brown spots.





Place the large crosses on the sides and the smaller cross on the rear. The white cross should be placed on the top of the driver's cab. The numbers should be placed on the sides at the nose. The names should be placed on the sides, just above the front crosses. The smaller name with number should be placed on the rear end. The overall color is assumed to be field grey, with sand and red brown spots.



The above markings contain names and numbers for known vehicles for which there are no further details available. The crosses can be used for example for vehicles without numbers or names, as on below examples.

The excellent drawings in this manual have been made by Rainer Strasheim, co-author of the book "The German A7V Tank and the Captured British Mk IV Tanks of WW1".



Female tank of unknown unit, october 1918. Only 'latin' crosses on white squares, placed on sides (front and rear ends), rear, nose and top of driver's cab. Basic color field grey, with large spots of greyish green, ochre yellow and red brown.