

# Black Lion Decals



72008 Russian Civil war,  
Red Army 1918 - 1928

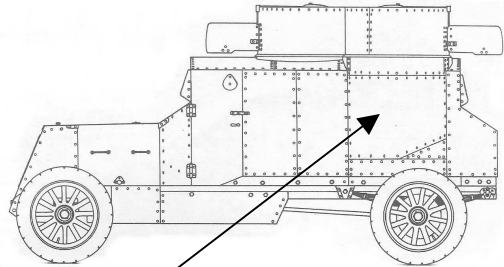


Austin-Putilov  
Kegresse.

Place name below  
turret on the side of  
the hull, the large  
slogan on the left  
hull side and the  
smaller slogan on  
the right hull side.



Overall color is  
naval light grey.



Austin-Putilov



Place name below turret on the  
side of the hull.

Overall color is naval light grey.

Austin-Putilov



→ Slogan "all power to the soviets"



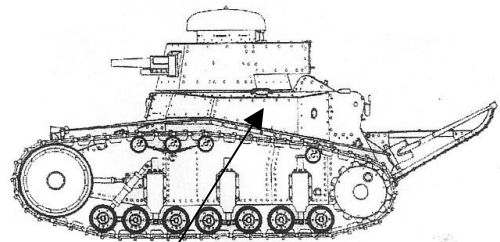
→ Name "Ukrainets"



Renault FT 17

Place banner on turret and number on hull  
side below the turret..


Overall color is medium olive green with  
irregular spots of dark brown and sand grey..



T-18

Place the name, or in the  
other versions the triangular  
sign + the number on the side  
of the hull.

Overall color is medium olive  
green.



Generic markings:

Sign nr 1 (RSFSR) was seen in both red and white on the nose of tanks (Renault FT and MK-V) during the civil war. Sign nr 2 (RSFSR) was seen mainly in white on the sides of vehicles, like on the Austin series 1 armoured cars during the Russo-Polish war.

Sign nr 3 is the earlier version of the Soviet emblem and was spotted on MK-V's, medium B, MK-A Whippet (in combination with sign 1 in white). Sign 4 was the later Soviet emblem, appearing mainly on tanks. Plain red stars appeared in different shapes on all sorts of vehicles. The best way to get your model correct, is to find a photo of a historical vehicle.

Sign nr 5 was used only after the civil war, in different triangular appearances. Placement was usually on the side to the front, but with the Renaults and the Russky Reno's on the nose.

Recommended further reading: Osprey New Vanguard 95, Armoured Units of the Russian Civil War; Red Army and Armada 1 – First Soviet Tanks.